



ಬೃಹತ್ ಬೆಂಗಳೂರು ಮಹಾನಗರ ಪಾಲಿಕೆ
Bruhat Bengaluru Mahanagara Palike



BBMP COVID-19 WAR ROOM 10.11.2022



OVERVIEW OF COVID-19 IN BENGALURU

CASE TRENDS ACTIVE CASES **1,593**

<u>Confirmed Cases</u>	<u>Recovered Cases</u>	<u>Death Cases</u>
65 18,75,467 [#]	56 18,56,884 [#]	0 16,990 [#]

HOSPITALIZATION **2**

<u>ICU – V</u>	<u>ICU</u>	<u>HDU</u>	<u>General</u>
-	-	-	2

INCLUDES GOVT. QUOTA AND PRIVATE WALK-IN HOSPITALIZATION

VACCINATION **1,448** 2,04,82,468[#]

<u>First Dose</u>	<u>Second Dose</u>	<u>Precaution Dose</u>
284 96,78,216 [#]	588 94,80,714 [#]	576 13,23,538 [#]

TRIAGING

MTU
2

Tele Triage
61

ACTIVE CZs

0

MCZs (< 5 cases)
0

Clusters (> 5 cases)
0

TESTING **2,000** 3,19,57,365[#]

<u>Positivity :5.08%</u>	<u>RAT</u>	<u>RTPCR</u>
<small>*FOR LAST 7 DAYS</small>	191	1,809

: indicates cumulative numbers till date



ABSTRACT OF COVID-19 SCENARIO IN BENGALURU


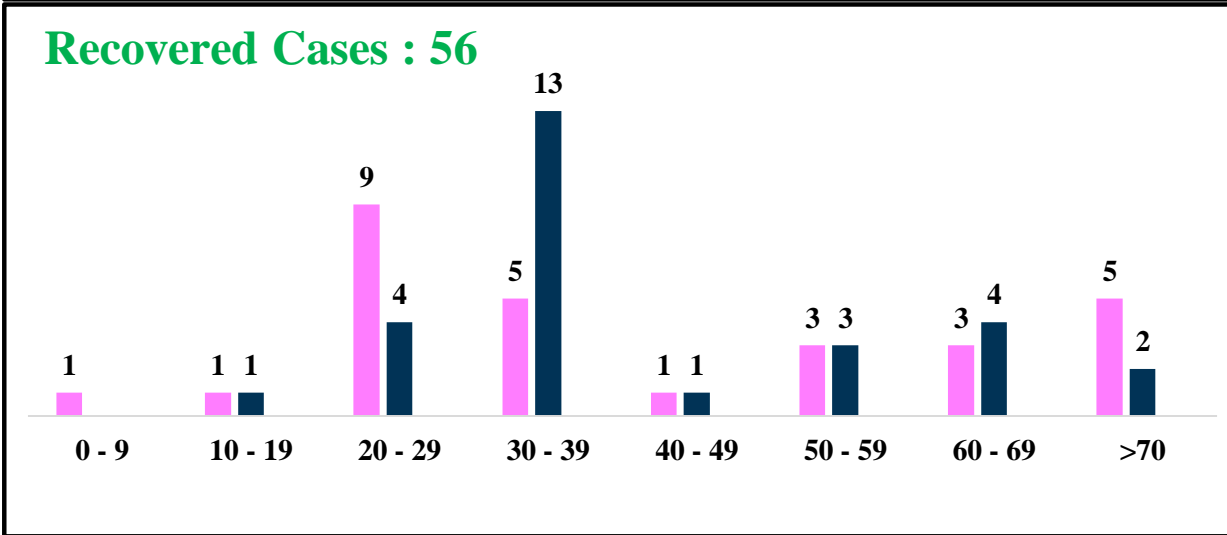
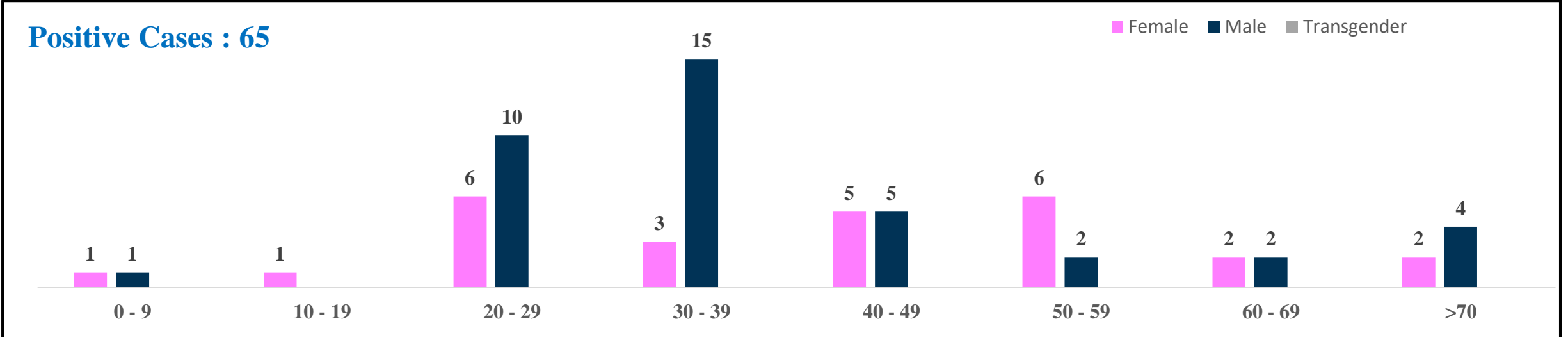


	MALE			FEMALE			TRANSGENDER			TOTAL		
	Last 24 Hours	Last 7 Days	Cumulative	Last 24 Hours	Last 7 Days	Cumulative	Last 24 Hours	Last 7 Days	Cumulative	Last 24 Hours	Last 7 Days	Cumulative
Positive Cases	39	312	11,05,216	26	271	7,69,359	0	0	196	65	583	18,75,467
Recovered Cases	28	338	10,93,316	28	290	7,63,474	0	0	187	56	628	18,56,884
Death Cases	0	0	10,760	0	0	6,226	0	0	4	0	0	16,990
Total Tests Done	In Last 24 hrs. : 2,000			In last 7 days : 11,474			Cumulative : 3,19,57,365					
Vaccine Doses Administered	In Last 24 hrs. : 1,448			In last 7 days : 3,647			Cumulative : 2,04,82,468					
ACTIVE CASES							1,593					

*Covid deaths occurred today : 00 | Covid deaths occurred beyond last 24hrs., reported today : 00



LAST 24 HOURS AGE GROUP AND GENDER WISE DISTRIBUTION

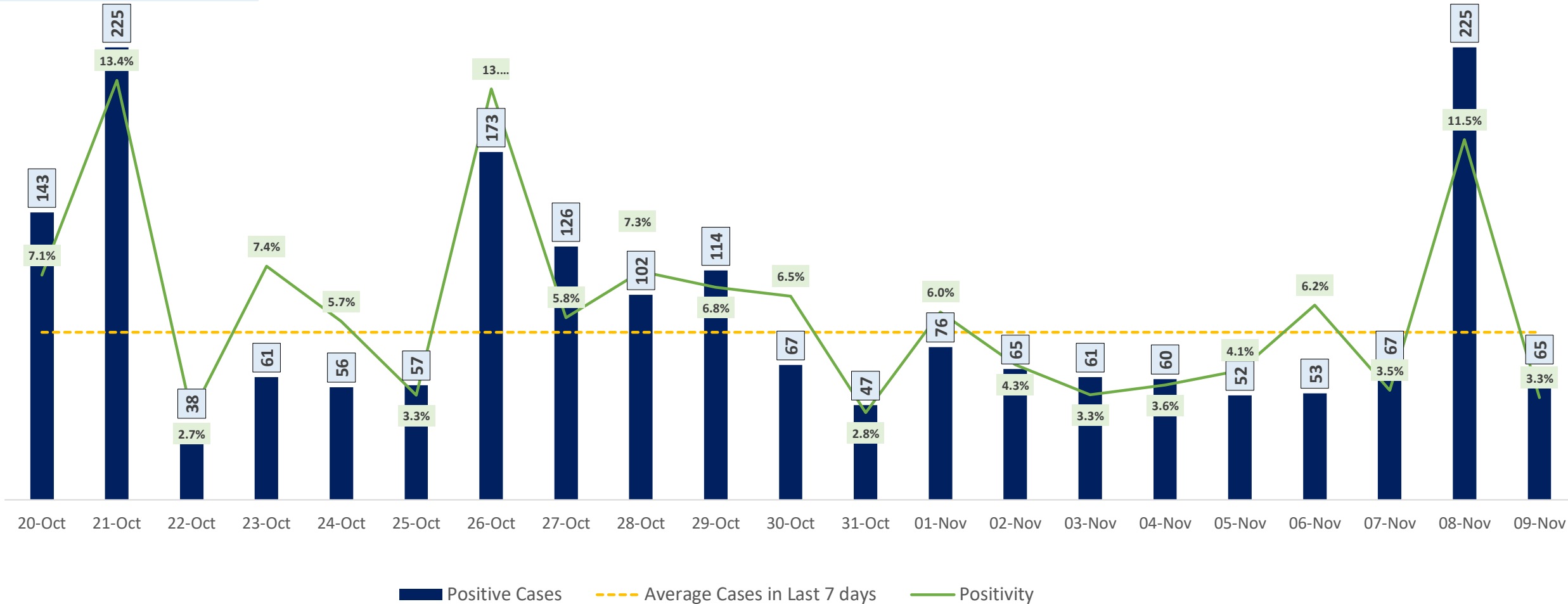




POSITIVITY RATE OF BENGALURU – LAST 21 DAYS



Average Cases in Last 7 days : 83

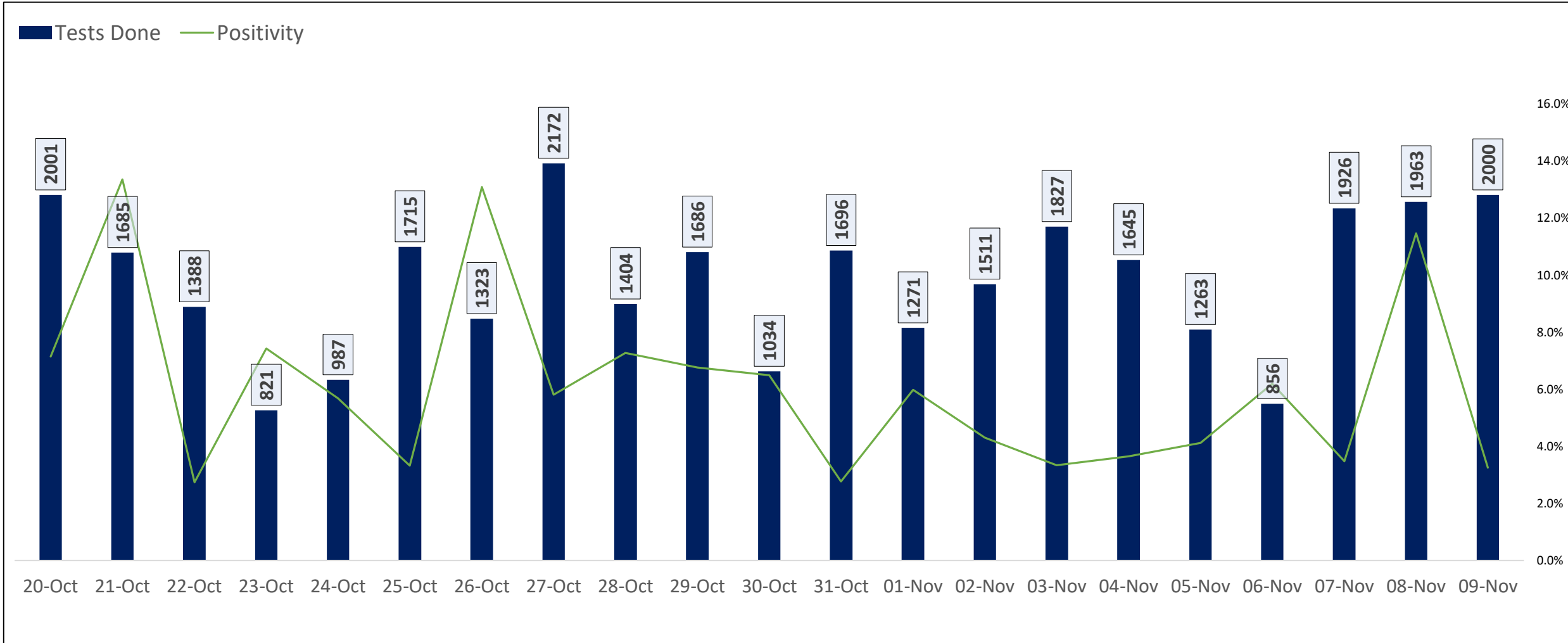




TESTING TRENDS IN BENGALURU

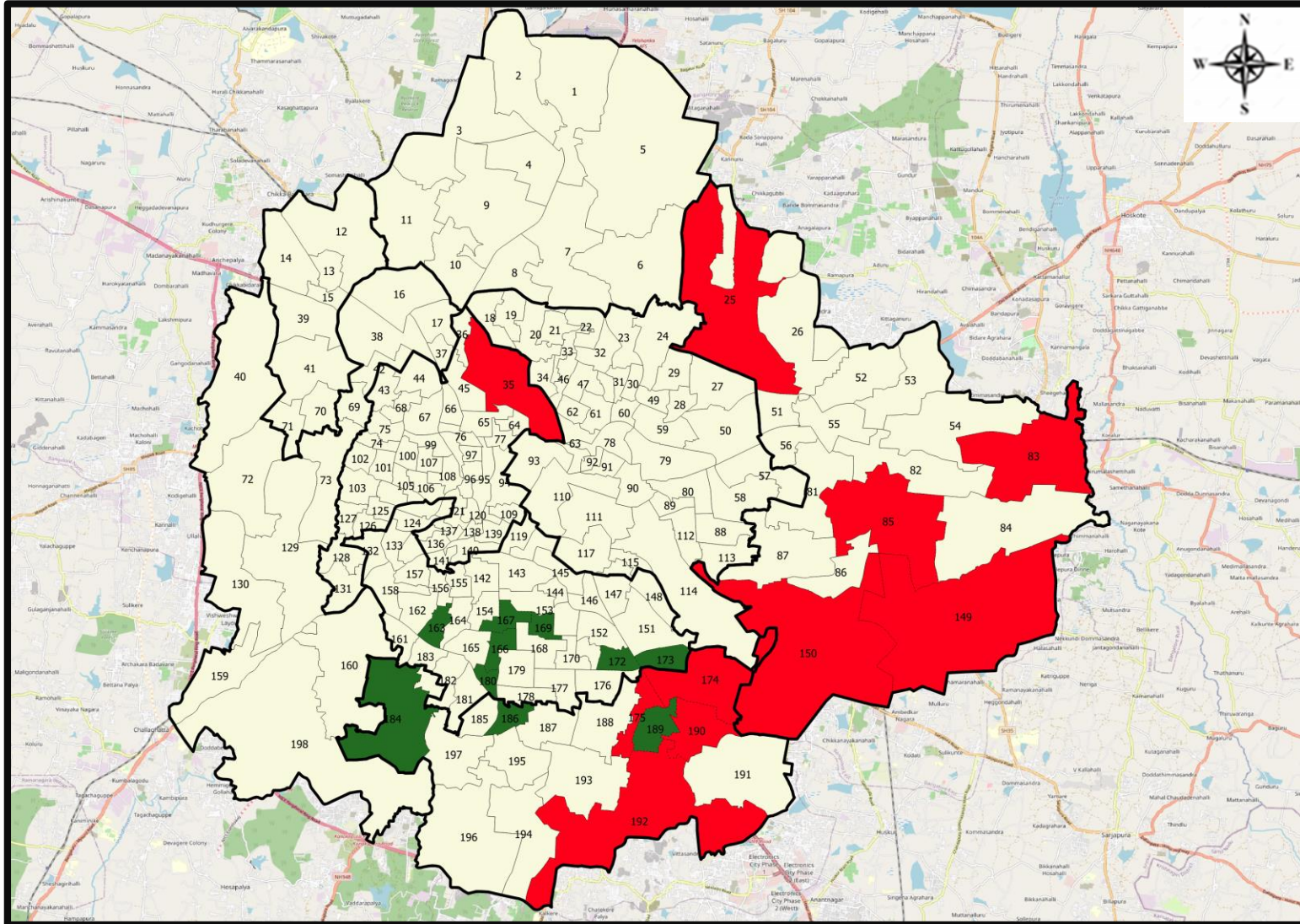


Total Test Conducted Till Date	Test Conducted Last 24 hours	Last 7 Days Average
3,19,57,365	2,000	1,639





BENGALURU URBAN MAP SHOWING TREND OF POSITIVE CASES IN LAST 7 DAYS



Top 10 wards reporting highest number of positive cases in last 10 days

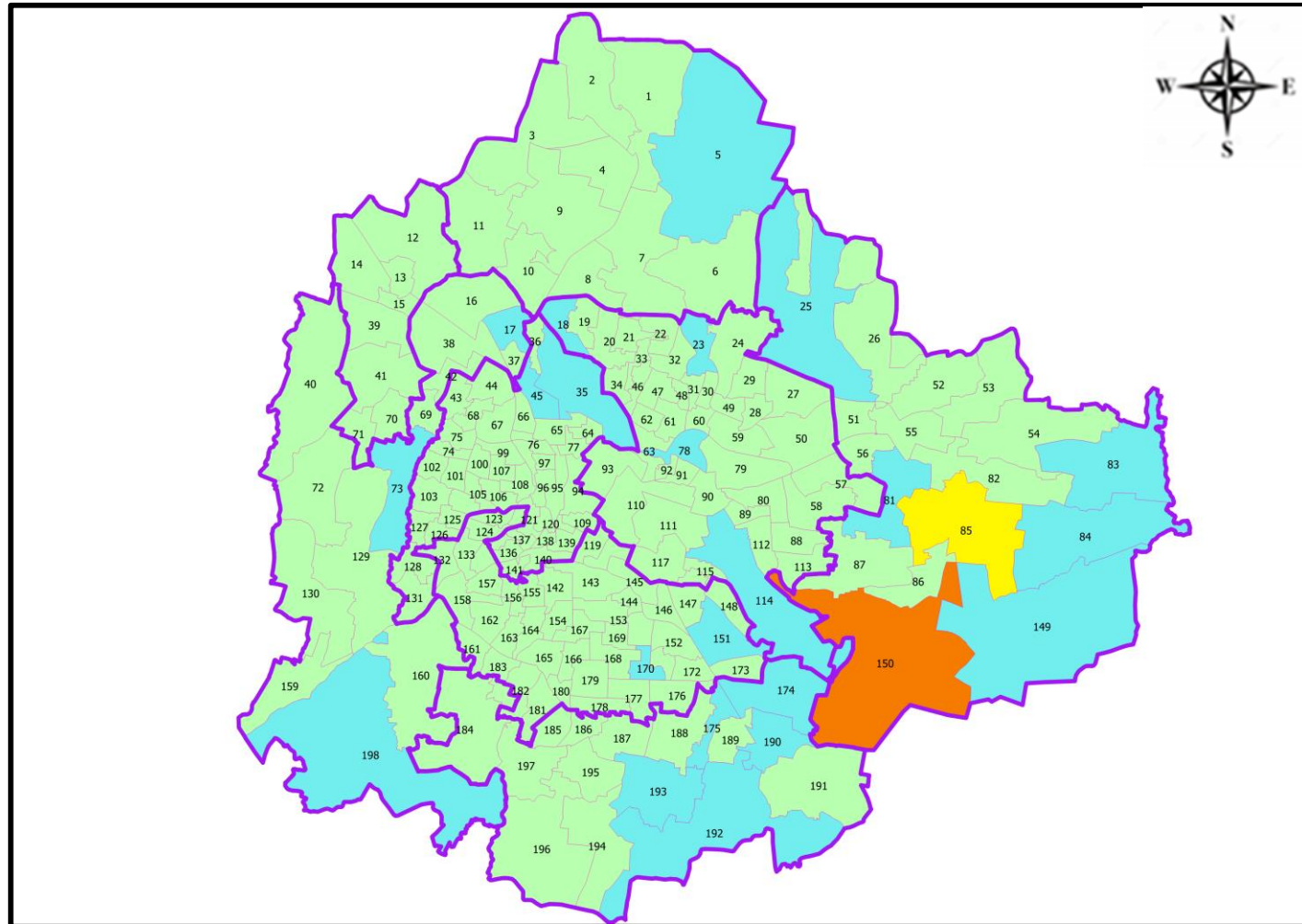
Ward No.	Ward Name	Daily Cases Average
150	Bellanduru	4
35	Aramane Nagar	2
85	Dodda Nekkundi	2
175	Bommanahalli	1
25	Horamavu	1
83	Kadugodi	1
192	Begur	1
149	Varthuru	1
174	HSR Layout	1
190	Mangammanapalya	1







Top 10 wards reporting least number of positive cases in last 7 days

Ward No.	Ward Name	Daily Cases Average
189	Hongasandra	0
186	Jaraganahalli	0
184	Uttarahalli	0
180	Banashankari Temple Ward	0
173	Jakkasandra	0
172	Madivala	0
169	Byrasandra	0
167	Yediyur	0
166	Karisandra	0
163	Katriguppe	0



BENGALURU MAP SHOWING INTENSITY OF POSITIVE CASES IN LAST 7 DAYS



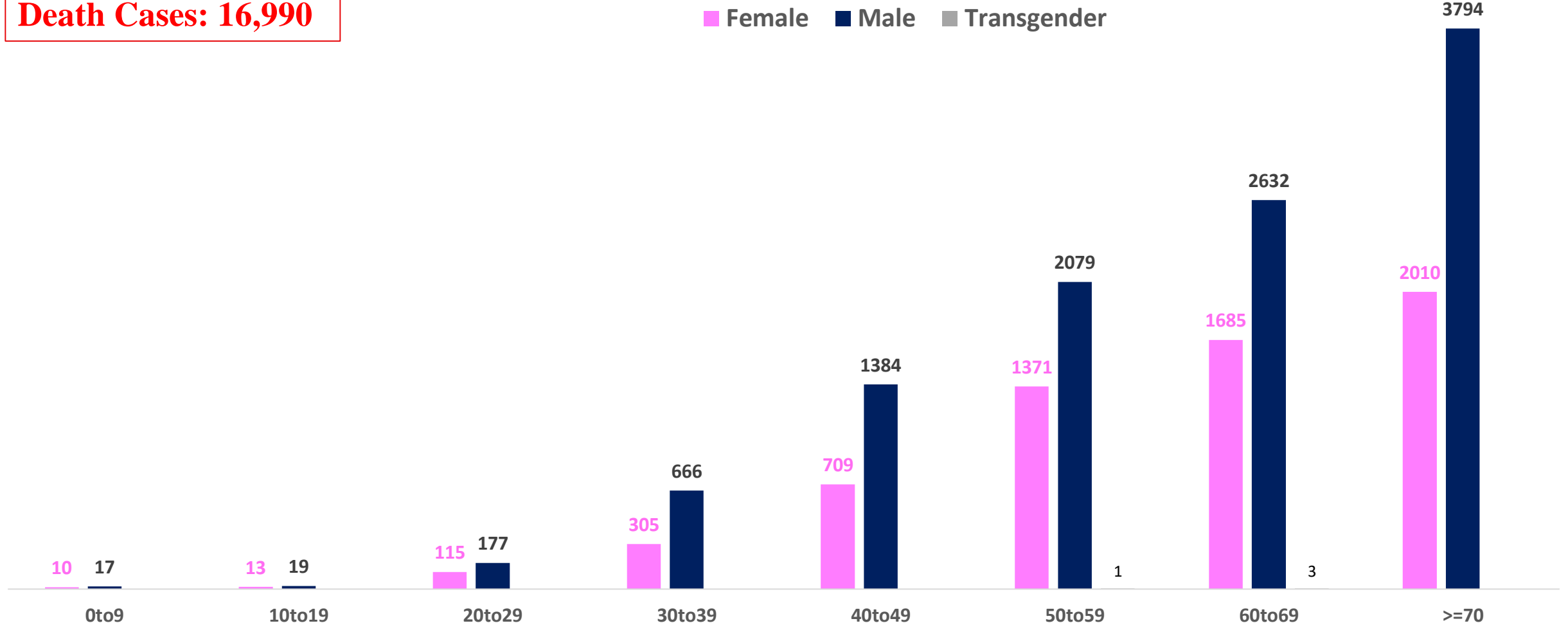
-  **Level 1 : 0 to 3 Cases**
-  **Level 2 : 3 to 10 Cases**
-  **Level 3 : 10 to 20 Cases**
-  **Level 4 : 20 to 50 Cases**
-  **Level 5 : More than 50 Cases**
-  **Zone Boundaries**



AGE AND GENDER WISE DISTRIBUTION OF DEATH CASES



Death Cases: 16,990





COVID-19 SCENARIO IN BENGALURU AND OTHER METROPOLITIAN CITIES



CITY NAME	Positive Cases	Active Cases	Recovered	Deceased	Vaccine Doses Administered
New Delhi	20,06,608	231	19,79,864	26,513	3,73,17,328
Bengaluru*	18,75,467	1,593	18,56,884	16,990	2,37,78,980
Mumbai	11,53,556	396	11,33,419	19,741	2,21,34,555
Chennai	7,92,898	216	7,83,612	9,070	1,13,96,462

Source : <https://dashboard.cowin.gov.in/> at 5:00pm (10.11.2022)
Source : <https://www.covid19bharat.org/> at 5:00pm (10.11.2022)

*includes BBMP & Bengaluru Urban



SNAPSHOT OF COVID-19 CASES IN BENGALURU URBAN



**Total Wards With
< = 5 Cases* :
175**

**Tests Conducted
on 09.11.2022:
2,000**

**Recovery
Rate*:
99.01%**

**Total
Active Cases :
1,593**

**Total Vaccinated
on 09.11.2022:
1,448**

**Positivity
Rate* :
5.08%**

**Active
Rate*:
0.08%**

**Case
Fatality Rate* :
0.00%**





*Total positive cases In the past 7 days

*CFR and positivity is for Past 7 days



ಬೃಹತ್ ಬೆಂಗಳೂರು ಮಹಾನಗರ ಪಾಲಿಕೆ
Bruhat Bengaluru Mahanagara Palike



Download BBMP Bulletin	https://apps.bbmpgov.in/covid19/mediabulletin.php
To register for vaccination :	https://selfregistration.cowin.gov.in/
BBMP COVID19 Dashboard:	https://apps.bbmpgov.in/covid19/
Follow us on:	 www.facebook.com/bbmp.comm1/
	 twitter.com/BBMPCOMM
	  BBMPSplHealth

Issued by:

Honorable Chief Commissioner, BBMP
Special Commissioner Health & IT, BBMP
MD, Bengaluru Smart City Limited

THANK YOU !

